

Warehouse Management System Features List

Version 2.0.1





Key Warehouse Management Processes

1. Receiving
2. Put away
3. Storage
4. Pick and Pack
5. Shipping
6. Reporting

Receiving

By Android App

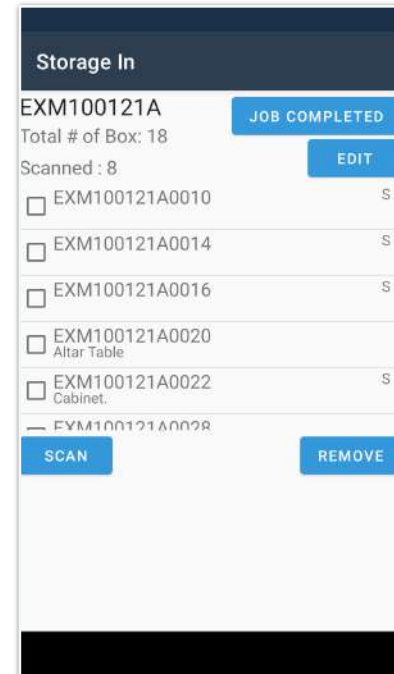
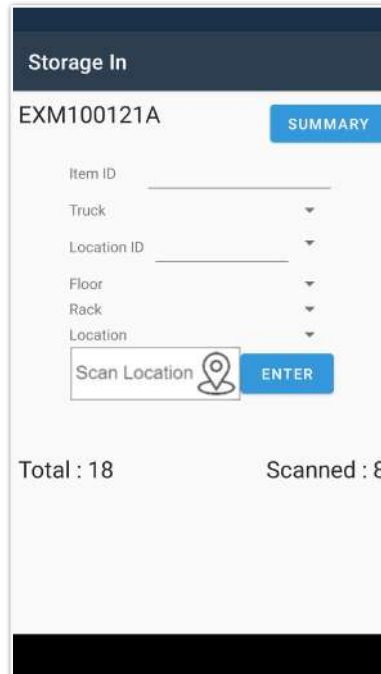
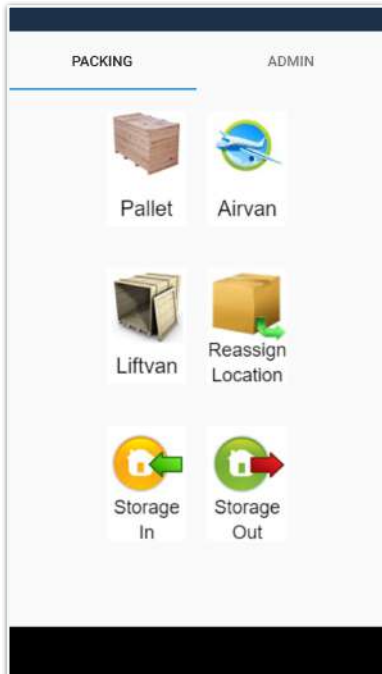
3

Click Storage in

New or Select the Job

Scan the Items

Check Scanned Item Summary and Mark Job Completed



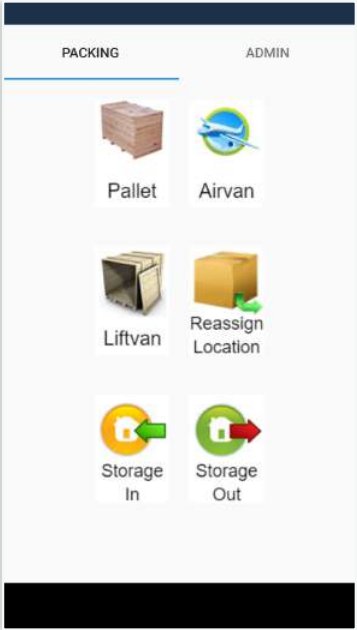
Put Away (Creating Pallet)

By Android App

Click Pallet

Scan the Pallet and Location Label

Scan the Items



Storage

By WMS Console App run on Windows platform

Storage Location Capacity

The screenshot displays the WMS Storage Management interface. At the top, there is a menu bar with options: Job Inventory, Storage Management (highlighted), History, Job Instruction, Report, Tools, and Exit. Below the menu, the 'Storage Location' section features a table with columns: Barcode, Location, Floor, # of Inventory, vol, Avail. vol, and Total vol. The first row is highlighted, showing Barcode 11FA00, Location A 00, Floor 11F, and # of Inventory 13. To the right of this table is a 'Location Info.' panel with fields for Barcode (11FA00), Location (00), Rack (A), Floor (11F), and Volume (0). Below the Storage Location section, the 'Inventory' section shows a search bar and a table with columns: Barcode, Desc., Condition, Job Number, Shipper, and Type. The first row is highlighted, showing Barcode EXA102947A0004, Desc. Bed Sheets ,Towels, Condition, Job Number EXA102947A, Shipper, and Type AirCarg. To the right of this table is an 'Inventory Detail Information' panel with fields for Barcode (EXA102947A0004), Description (Bed Sheets ,Towels), Condition, Job Number (EXA102947A), Type, cu (0), and Location (11F A 00), along with an 'Edit' button. The interface also shows '4541 results found' and '15 results found' at the bottom of their respective sections.

Inventory List

Inventory Detail Information

Warehouse Instruction

By WMS Console App run on Windows platform

Job Instruction

Job No	Shipper	Date From	Date To	Time	Subject	Supervisor	Packer	Driver	Truck	Ware...	Volu...	Packing Address	Delivery Address	Remark
EXA-101782	M...	08/10/...	08/10/...		Crating		Shek Ching				130 ...	Flat A, 22/F, Mo...	... Sydney, Au ...	
EXA-102688		08/10/...	08/10/...		Main Job - Pending						381 ...	K...		
EXA-104001		08/10/...	08/10/...	15...	Main Job - Pack	Vincent (...)		Hung	YF 72...		136 ...			
EXM-1029		08/10/...	08/10/...	09...	Main Job - Pack	Cheuk (P...		Fung, Mi...	PW 6...		848 ...			
EXM-1029		08/10/...	08/10/...		Direct Loading & Subcontr...	Cheuk (P...			S L		848 ...			
EXM-1033		08/10/...	08/10/...		Additional Instruction	Sun					210 ...			
EXM-1033		08/10/...	08/10/...	09...	Main Job - Pack	Oscar, T...	S Man, ...	K'Wai	PT 4911		100 ...			
EXM-1033		08/10/...	08/10/...		Handyman Service	Victor					100 ...			
EXM-1036		08/10/...	08/10/...	09...	Main Job - Pack	Pau (Foc...		Yuk	XZ 302		563 ...			
EXM-1039		08/10/...	08/10/...	09...	Main Job - Pack	Ricky Ho ...		Ming, Ch...	YJ 72...		460 ...			
IMA-103776		08/10/...	08/10/...		(ERO) DO to Warehouse ...						600 ...			
IMA-10389		08/10/...	08/10/...		Main Job - Pending						211 ...			
IMA-10389		08/10/...	08/10/...		Handyman Service	Leung Ko...	Kwan				211 ...			
IMA-10389		08/10/...	08/10/...		Main Job - Inbound Delivery	Ronald Y...	Lok Shin...				211 ...			
IMA10294		08/10/...	08/10/...	13...	Main Job - Inbound Delivery	Vincent (...)		Hung	YF 72...		120 ...			
IMM-103765		08/10/...	08/10/...	09...	Main Job - Inbound Delivery	Vincent (...)		Hung	YF 72...		84 c...			
IMM-103765		08/10/...	08/10/...		Main Job - Pending						84 c...			
LRM-1032		08/10/...	08/10/...		Main Job - FULLY BOOKED						1 cuft			
LRM-1040	M...	08/10/...	08/10/...	09...	Main Job - Local move	Kim, Lai	Kaung, L...				248 ...			

Instruction Detail

Job Instruction | Assign | Remark

Job No: EXA-104001 | Detail

Shipper: [Redacted]

Date: 08/10/2024 - 08/10/2024

Time: 15:00

Address: [Redacted]

Phone: [Redacted]

Subject: Main Job - Pack | 175350

Message: [Redacted]

Warehouse Instruction

By WMS Console App run on Windows platform

The screenshot displays the WMS Job Instruction application interface. At the top, there is a menu bar with options: Job Inventory, Storage Management, History, Job Instruction, Report, Tools, and Exit. Below the menu bar, there are search and filter fields for Job no. and Date (08/10/24).

The main area contains a table of Job Instructions with the following columns: Job No., Shipper, Date From, Date To, Time, Subject, Supervisor, Packer, Driver, Truck, Ware..., Volu..., Packing Address, Delivery Address, and Remark. The table lists various jobs such as Crating, Main Job - Pending, Main Job - Pack, Direct Leading & Subcontr..., Additional Instruction, Handyman Service, and Main Job - Inbound Delivery.

Below the table, there are tabs for Job Instruction, Assign, and Remark. The 'Assign' tab is active, showing a dialog titled 'Assign to Truck'. This dialog is divided into several sections for assigning resources to a selected truck (YF 7276):

- Supervisor:** Selected: Vincent (Nick Lee). Available: Andy Tang, Asia Pest, Ben (Speedway), Cheuk (Po Tail), Cindy Cheung, D.H.L.
- Packer:** Selected: (empty). Available: Keung, Lit, KH-Kei, Yu, Fai, Ricky, S.Man.
- Driver:** Selected: Hung. Available: Chong, [(DOUBLE)], Fai(D), Fung, K. Hung, K.Wa, Lam.
- Truck:** Selected: YF 7276. Available: W-1, W-2, W-3, W-4, W-5, YP 3409, W-7.
- Warehouse:** Selected: (empty).

Job Instruction

Worker Assignment

Pick and Pack

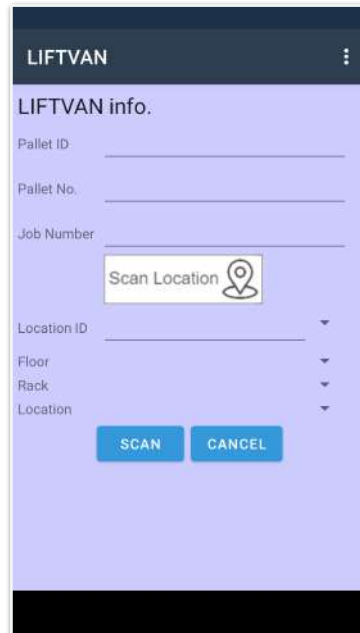
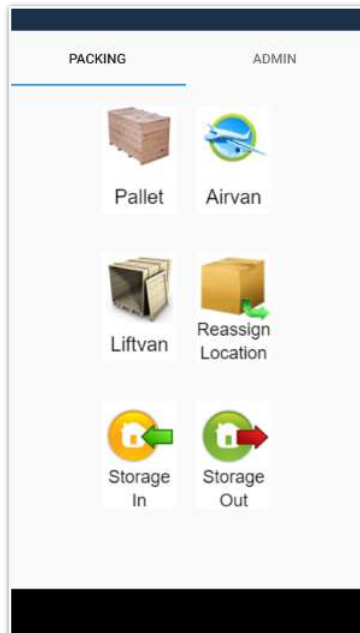
By Android App

8

Click Liftvan

Scan the Pallet and
Location Label

Scan the Items



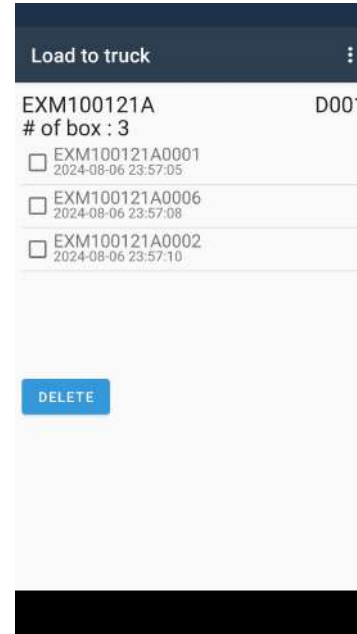
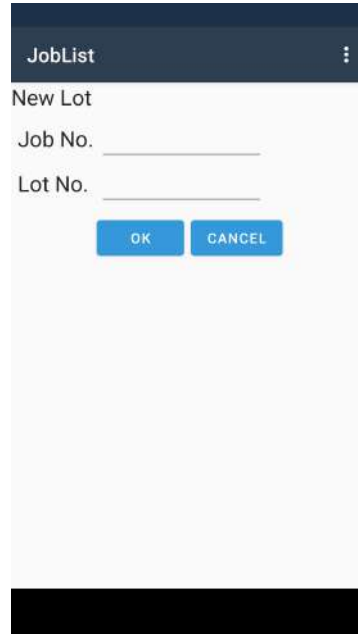
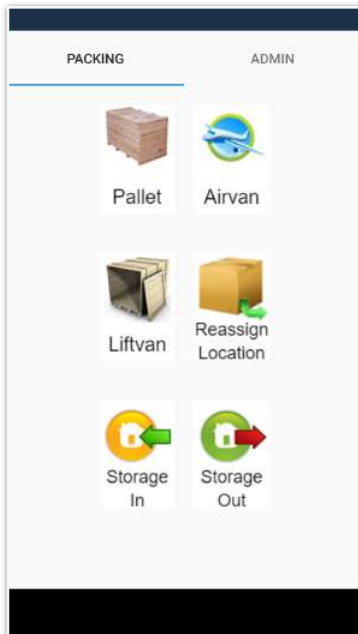
Shipping

By Android App

Click Storage Out

Create Lot

Scan Items
Load to Truck



Inventory List

By WMS Console App run on Windows platform

The screenshot shows a window titled "Storage Location List" with a toolbar at the top containing navigation icons and a status bar showing "300 of 347" and "100%". The main content area displays the following data:

Floor: 9F

Rack: I

Job number	Shipper	No of Inventory	CU
H7	[REDACTED]	2	0
Total:		2	0

I 79

Job number	Shipper	No of Inventory	CU
H7	[REDACTED]	1	0
Total:		1	0

I 82

Job number	Shipper	No of Inventory	CU
H7	[REDACTED]	4	0
Total:		4	0

I 83

Job number	Shipper	No of Inventory	CU
H7	[REDACTED]	2	0
Total:		2	0

I 84

Job number	Shipper	No of Inventory	CU
H7	[REDACTED]	3	0
Total:		3	0

Rack: J

J 03

Job number	Shipper	No of Inventory	CU
H7	[REDACTED]	1	0
Total:		1	0



PERFORMER
KNOWLEDGE IN IT

Hong Kong

Mr. Ryan Fok, General Manager

Unit B, 12/F, Hang Seng Causeway Bay Building,
28 Yee Wo Street, Causeway Bay, Hong Kong

E: ryan@performer.com.hk
T: +852 9316 5066

Malaysia

Mr. CP Lee, General Manager
Mr. Wong HS- Regional Business Advisor

A32 Menara Alliance Sentral.
203 Jalan Tun Sambanthan. 50470 Kuala Lumpur.
Wilayah Persekutuan,
Malaysia.

E: cplee@asia-abi.com hs Wong@asia-abi.com
T: +603 2725 8088